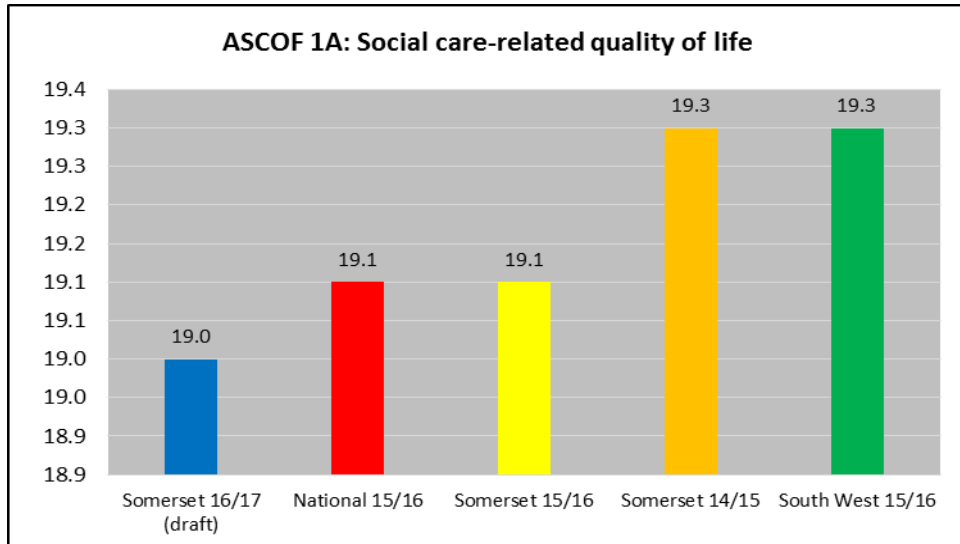


Scrutiny Report – Adult Social Care Performance: Appendix B

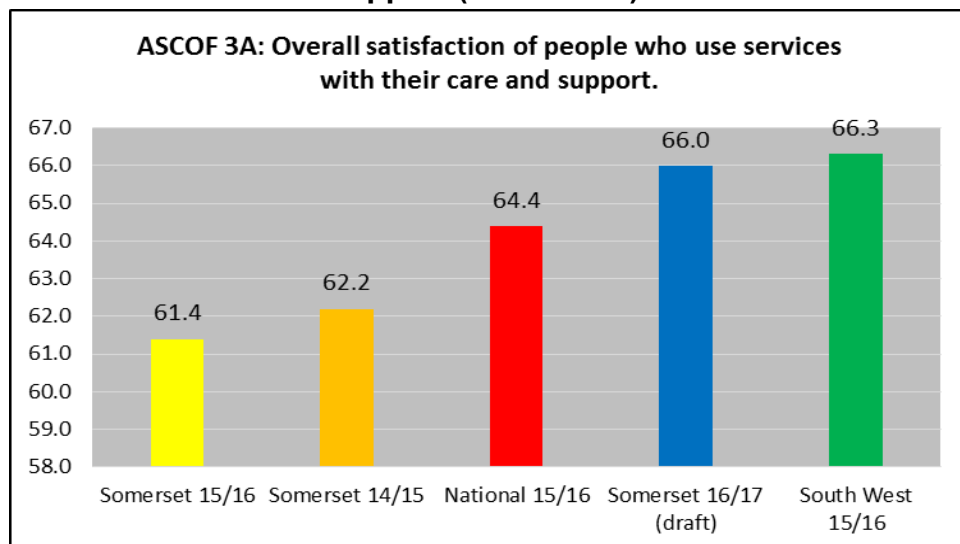
Tables A to D below show how Somerset's performance over the last 3 years compares to the South West and National averages in relation to a selection of measures from the annual Adult Social Care Survey.

A. Social Care Related Quality of Life (ASCOF 1A):



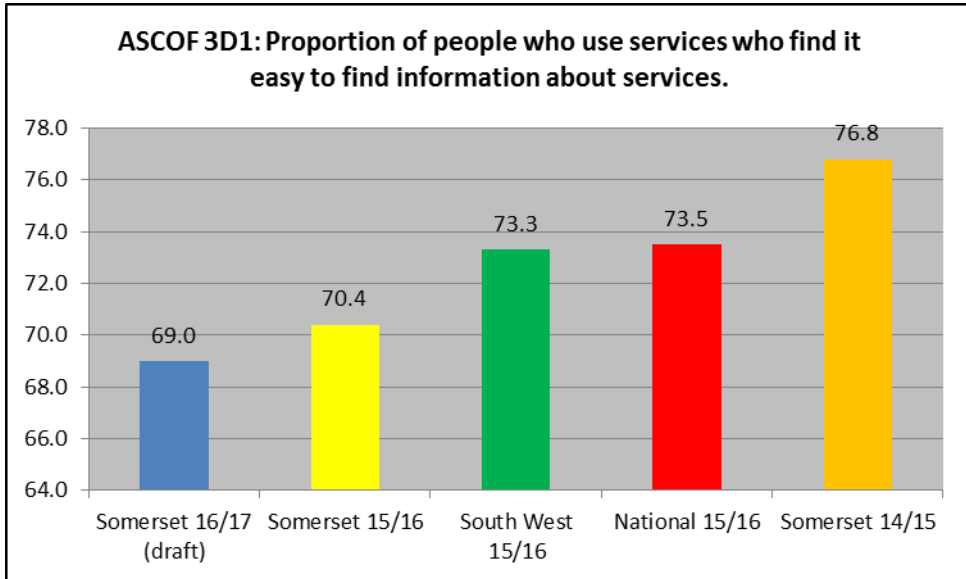
Commentary: Higher is better. Somerset performs adequately on this measure with our 2015/16 outturn the same as the national average but lower than the comparator group average. However, Somerset's performance has decreased for two consecutive years.

B. Overall satisfaction of people who use services with their care and support (ASCOF 3A):



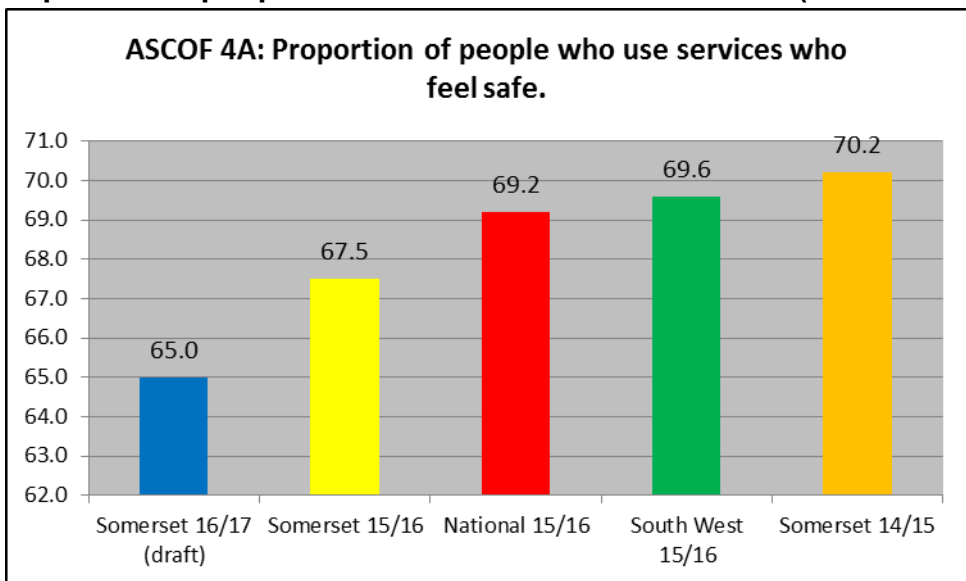
Commentary: Higher is better. 15/16 performance was poor with our outturn falling below the comparator group and national average. 2016/17 performance shows a significant improvement.

C. Proportion of people who use services who find it easy to find information about services (ASCOF 3D1):



Commentary: Higher is better. Somerset performs poorly on this measure with our 2015/16 outturn lower than both the national and comparator group average. Somerset's performance has decreased for the second year running and has reduced significantly from 2014/15.

D. Proportion of people who use services who feel safe (ASCOF 4A):



Commentary: Higher is better. Somerset's performance has decreased for two consecutive years. Performance in 2015/16 was below both the National and South West average.